


# GP-301PY Quick Lube Kit

For Yamaha 425hp XTO Offshore Outboards  
And Most Other Outboard / Inboard Engines

REVERSO

Drain and refill fluids on any engine at the dock quickly and spill-free.



Model GP-301PY  
Part # 27-2179-02

## Quick Connectors to Engine

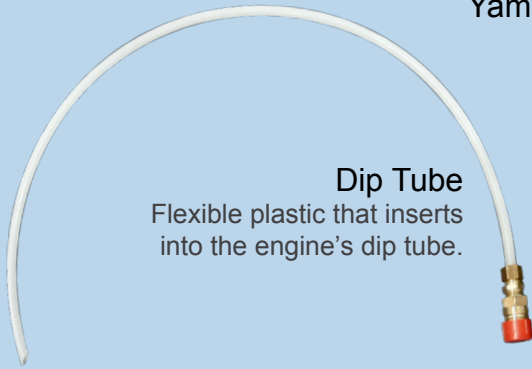
Includes fittings to the gear lube vent and fill connection for the Yamaha 425hp XTO. Additional accessories included for use on virtually all outboard/inboard engines.

The GP-301PY Quick Lube Kit contains all the fittings required to drain and fill gear lube, motor oil, and antifreeze on Yamaha 425 XTO outboard engines while the boat is in the water, as well as other outboard and inboard engines.

Also included are 1/2" flare and garden hose-style fittings that allow draining and refilling of motor oil on virtually all outboards and inboard engines from small 2hp to turbodiesels, and everything in between. These fittings also allow the system to be used to drain and refill antifreeze for engines with closed cooling systems. The 12V power clips allow use while the boat is in the water.

Unlike other systems that can only drain fluids, the GP-301PY utilizes an industrial-grade, reversible, gear pump to quickly drain and then refill fluids. The secure fittings ensure no-spill fill and drain connections while the system's hose design ensures no drips in the bilge or on the deck while it is being transported.

## Suction Hose Kits For Different Engine Models



**Dip Tube**  
Flexible plastic that inserts into the engine's dip tube.

**Yamaha 425hp XTO Fitting Kit**  
Connects directly to vent and lube quick connections.




**Garden Hose Fitting**  
Connects the suction hose to the engine's dipstick.



**No Drips or Spills**  
The hoses fasten back to the base for cleaner storage.

Professional-grade system quickly drains and fills gear lube, motor oil and antifreeze on most outboard and inboard engines without drips or spills.



**12V Power Sources**  
DC gear pump (1.5 GPM) with reversible switch can be powered by any 12V battery.



**Discharge Hose and Wand**  
Clear hose and wand inserts directly to the old or new fluid container.

Version: 9/17/2020