

Automatic Switchable Duplex Water Separator / Primary Filter

Flow Ranges: 50 - 630 GPH (189 - 2,384 LPH)

Benefits

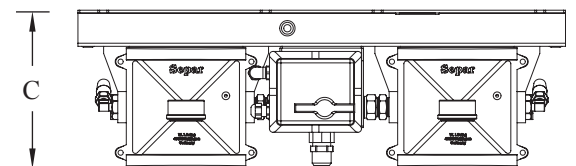
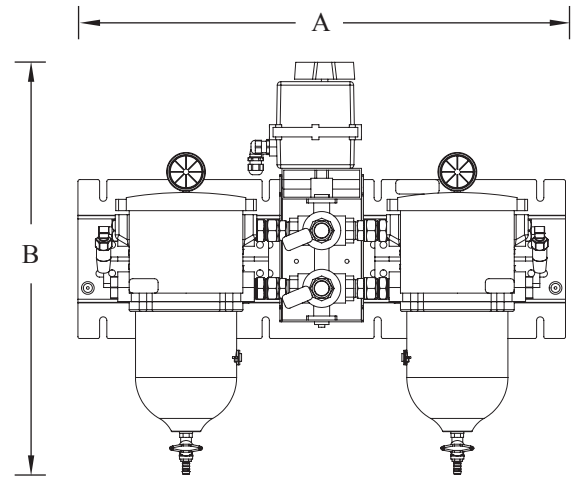
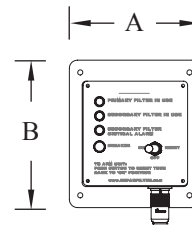
- Automatically switches to secondary filter when primary filter is clogged or water is detected
- 5 Stages of filtration ensures clean, dry fuel
- Low restriction reduces wear on fuel pumps and ensures full RPM's
- Helps prevent expensive fuel system component failure

Features

- Patented Separ filtration with minimal pressure drop
- Unique automated switch-over
- Nema DC controller
- Available in 12v and 24v

Ideal for

- Stand-by power systems
- Rail
- Marine



Drawing dimensions for reference only.
Technical drawings available upon request.

Shown: SWK2000/40UA
* Patent pending

Amp Draw

| | |
|-----|--------|
| 12V | 2 Amps |
| 24V | 4 Amps |

| Model | A | B | C | Port | Weight |
|----------------|-------------------------------|-------------------|--------------------|--------------|-----------------------|
| SWK2000/5/50UA | 20" (508mm) | 21.77" (553mm) | 6.8" (178mm) | 1/2" FNPT | 29.5 lbs (13.3 kg) |
| SWK2000/10UA | 20" (508mm) | 22.95" (583mm) | 7.09" (180mm) | 3/4" FNPT | 36 lbs (16.3 kg) |
| SWK2000/18UA | 27" (686mm) | 25.05" (636mm) | 8.625" (229mm) | 1" FNPT | 59.5 lbs (27 kg) |
| SWK2000/40UA | 33.75" (857mm) | 32.75" (832mm) | 10.875" (276mm) | 1" FNPT | 92 lbs (41.7 kg) |
| SWK2000/130UA | Contact us for specifications | | | | |
| Control box | 8" (203mm) | 9" (229mm) | | | |